



# BUILDING MATERIALS

Cladding and sheeting . . . . . 240

Plastic mouldings . . . . . 241

Building accessories . . . . . 243





# CLADDING AND SHEETING



## ALUMINIUM CLADDING "CP10" PROFILE

### SMOOTH

038940	3.0M	WHITE
038420	5.5M	WHITE
038748	6.1M	WHITE
038418	6.5M	WHITE
038415	7M	WHITE
038746	7.3M	WHITE
041527	7.6M	WHITE
040362	8M	WHITE
006764	10.668M	WHITE
040848	10.68M	CRISTAL SILVER

### STUCCO

038421	5.5M	WHITE
034879	6.5M	WHITE
038416	7.0M	WHITE
041528	7.6M	WHITE
041446	7.6M	CRISTAL SILVER
006768	10.668M	WHITE
041444	10.68M	CRISTAL SILVER

Deep profile side cladding in a variety of lengths.

### FEATURES:

- Width: 315mm
- Maximum Length: 10.668m
- Effective coverage of 250mm per panel



## ALUMINIUM CLADDING "CPSF10" PROFILE

### SMOOTH

034757	3.0M	WHITE
038412	5.5M	WHITE
038744	6.1M	WHITE
038409	6.5M	WHITE
038406	7.0M	WHITE
038742	7.3M	WHITE
041525	7.6M	WHITE
038937	8.0M	WHITE
038931	8.5M	WHITE
006777	10.668M	WHITE
040849	10.68M	CRISTAL SILVER

### STUCCO

038413	5.5M	WHITE
038407	7.0M	WHITE
038743	7.3M	WHITE
041526	7.6M	WHITE
041447	7.6M	CRISTAL SILVER
006781	10.668M	WHITE
041445	10.68M	CRISTAL SILVER

Shallow profile side cladding in a variety of lengths.

### FEATURES:

- Width: 315mm
- Maximum Length: 10.668m
- Effective coverage of 250mm per panel.



## ALUMINIUM CLADDING "SF10" PROFILE

043948	7.3M	CRISTAL SILVER	SMOOTH
043949	7.3M	CRISTAL SILVER	STUCCO
044251	2.4M	CRISTAL SILVER	SMOOTH
044252	2.4M	CRISTAL SILVER	STUCCO

### FEATURES:

- Low profile cladding in a variety of lengths.
- Width 315mm.

## ALUMINIUM CLADDING "LP10" PROFILE

040363	7.6M	SMOOTH	WHITE
041476	10.68M	SMOOTH	WHITE

### FEATURES:

- Low profile side cladding in two lengths
- Smooth white
- Width 315mm


## ALUMINIUM CLADDING "NF10" PROFILE

040113	7.0M	X 1	SMOOTH	WHITE
040114	7.6M	X 1	SMOOTH	WHITE
040118	7.6M	X 1	STUCCO	WHITE
040914	10.68M	X 1	SMOOTH	WHITE
040915	10.68M	X 1	STUCCO	WHITE

Deep profile side cladding in a variety of lengths.

### FEATURES:

- Width: 320mm
- Maximum Length: 10.668m
- Effective coverage of 250mm per panel
- Available in smooth or stucco white



## ALUMINIUM SHEETING "CP48" PROFILE

### SMOOTH

006856	2440MM X 1220MM	(8' X 4')	WHITE
040850	2440MM X 1220MM	(8' X 4')	CRISTAL SILVER

### STUCCO

006894	2440MM X 1220MM	(8' X 4')	WHITE
041441	2440MM X 1220MM	(8' X 4')	CRISTAL SILVER

1220mm wide roof and end sheeting available by the metre. Individual sheets can be lock seamed for joining. A minimum length of 1.5 metres, up to a maximum of 4 metres can be produced.

### SPECIFICATIONS:

- Roof and end sheeting 1220mm wide
- Individual sheets can be lock seamed
- for joining



## ALUMINIUM FLAT SHEETING

### SMOOTH

006760	315MM X 1M	WHITE
006806	1220MM X 1M	WHITE
006920	2440MM X 1220MM	(8' X 4') WHITE
040851	2440MM X 1220MM	(8' X 4') CRISTAL SILVER

### STUCCO

006762	315MM X 1M	WHITE
006808	1220MM X 1M	WHITE
006941	2440MM X 1220MM	(8' X 4') WHITE
041442	2440MM X 1220MM	(8' X 4') CRISTAL SILVER
039711	5000MM X 1220MM	(16' X 4') WHITE

Available in two widths which can be produced in metre lengths, with a minimum of 1 metre and a recommended maximum of 5 metres. Standard size sheets are 8' x 4' -

- 1200mm x 2440mm.



## ALUMINIUM SHEETING "CPF3" PROFILE

### SMOOTH

006961	2440MM X 1220MM	(8' X 4')	WHITE
040852	2440MM X 1220MM	(8' X 4')	CRISTAL SILVER

### STUCCO

006999	2440MM X 1220MM	(8' X 4')	WHITE
041442	2440MM X 1220MM	(8' X 4')	CRISTAL SILVER
039711	5000MM X 1220MM	(8' X 4')	WHITE

Roof and end sheeting, 1220mm wide, available by the metre.

### SPECIFICATIONS:

- Individual sheets can be lock seamed for joining

Not all sizing available at all Camec warehouses. Please contact your local sales consultant for further details.



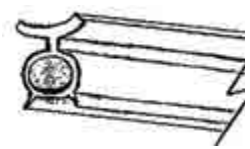
**DOOR STEP MOULD 4850MM LONG**  
007361 BLACK



**WINDOW RADIUS MOULD 3.6M LONG**  
007308 WHITE  
007309 BLACK



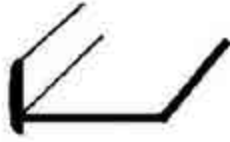
**WEATHER SEAL-POP TOP EXTRUSION**  
007420  
For aluminium pop top extrusion.  
Sold per metre.



**POP-TOP BUBBLE SEAL**  
007421  
Fits into many popular pop-top roof aluminium edging to provide a soft seal and contact point when pop-top roof is lowered. Select the number of metres required.



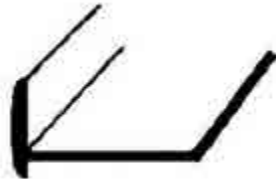
**ALI AMERICAN MOULD 5.0M LONG**  
007127 WHITE  
036684 BLACK  
041761 CLEAR ANODISED



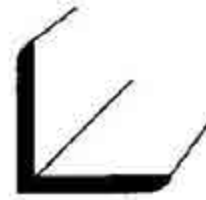
**CEILING STRIP 4.85M**  
007353 TARGET GREY  
007354 TAN  
007355 WHITE



**CUPBOARD CORNER 4.85M LONG**  
007358 TARGET GREY  
007359 TAN  
007360 WHITE



**L MOULD WHITE 32MM X 2.44M LONG**  
007413 WHITE



**ANGLE EXTERNAL**  
For external corners.  
007316 12MM X 12MM X 2.44M GT BROWN  
007325 19MM X 19MM X 3.6M WHITE  
007330 25MM X 25MM X 3.6M WHITE



**TRULINE INFILL MOULD**  
007428 BROWN  
007434 WHITE  
007430 BEIGE  
007432 GREY  
007436 BLACK  
Flexible PVC infill mould that locks into the Truline Aluminium extrusion to conceal fixing screws and rivets.

- FEATURES:**
- Also known as Millard Series 80 PVC Insert
  - Sold per metre



**CAP MOULD 3-4MM**  
007403 3MM X 2.44M SILVER GREY  
007404 3MM X 2.44M WHITE  
007406 4MM X 2.4M GT BROWN  
007408 4MM X 2.4M WHITE  
007348 4MM X 4.85M LONG LEG TARGET GREY  
039771 25MM X 4.85M LONG LEG WOOD GRAIN



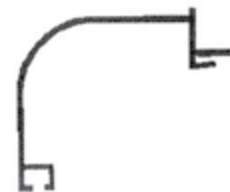
**PVC CORNER MOULDING**  
007369 INTERNAL CORNER WHITE  
007370 EXTERNAL CORNER WHITE  
040149 INTERNAL CORNER SNOW WHITE  
For 4mm board, 2400mm length.



**H MOULD**  
007395 3MM X 2.44M WHITE  
007397 4MM X 2.4M GT BROWN  
007398 4MM X 2.4M SILVER GREY  
007399 4MM X 2.4M WHITE  
039772 4MM LONG LEG W/GRAIN



**ALUMINIUM EDGE MOULD 22MM**  
007123  
**SPECIFICATIONS:**  
• 0.103kg/metre  
• Dimensions: 22mm x 5m length  
• Mill finish



**ALUMINIUM TOP POP-TOP EXTRUSION 6.5M LONG**  
007137  
**SPECIFICATIONS:**  
• 1.381kg/metre 510Pp  
• Bright white



**ALUMINIUM BOTTOM POP-TOP EXTRUSION 6.5M LONG**  
007139  
**SPECIFICATIONS:**  
• 1.329kg/metre 378Pp  
• Bright white



**ALUMINIUM TABLE MOULD 25MM**  
035443  
Flexible knock-in bead for trimming table and cabinet top edges.  
**SPECIFICATIONS:**  
• Dimensions: 25mm x 4000mm(L)  
• Mill finish

BUILDING ACCESSORIES



**SILICONE SEALANTS**

- 007173 V4 NON ACETIC WHITE
- 007174 V60 NON ACETIC CLEAR
- 007175 V60 NON ACETIC WHITE

Silicone sealant – non-acetic and acetic cures are ideal for RV use. Suitable for bonding aluminium, laminated glass, zincalume and metallic coated glass.

**FEATURES:**

- V4 - Non acetic - allows up to 40% joint movement
- V60 - Non-acetic - allows up to 70% joint movement

**SPECIFICATIONS:**

- V4 - 370g tube
- V60 - 300g tube



**SCHLEGEL/CATERPILLAR DOOR TRIM-FLYWIRE EXTENSION BUG SEAL**

- 024716
- 043130 SCHLEGEL KIT SUITS ODYSSEY DOOR

Camec door seal, Schlegel/caterpillar 16mm flywire bug seal.

**FEATURES:**

- Slides into a groove, no adhesive
- Sold per metre
- Dimensions: 16mm(w)



**POLYSTYRENE (SL GRADE)**

- 007302 13MM
- 007303 19MM
- 007304 25MM
- 007305 50MM

Ideal insulation medium and the basis of the thermo cool bonded wall caravan.

- Available in 2400mm x 1200mm sheets.



**PAINT REPAIR**

- CARV1001(L)AU CAMEC WHITE
- CARV9001 CAMEC CRISTAL SILVER
- CARV9000 CAMEC DIAMOND SILVER

Camec cladding paint colours are exclusive to Camec. To ensure the correct paint colour is matched, please refer to the colour codes listed below.

Paint codes not available in aerosol can.

**MOULDS**

- 007438 FENDERWELT X 1M WHITE
- 007440 FENDERWELT X 1M TAN
- 007446 FENDERWELT X 1M APOLLO GREY
- 007479 KNOCK-IN MLD 20MM PER M WHITE